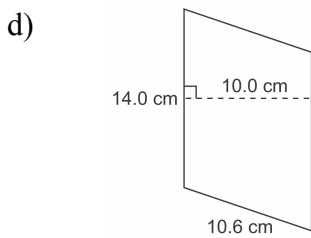
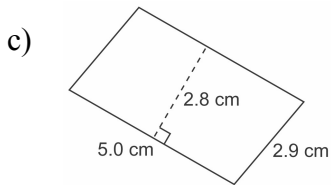
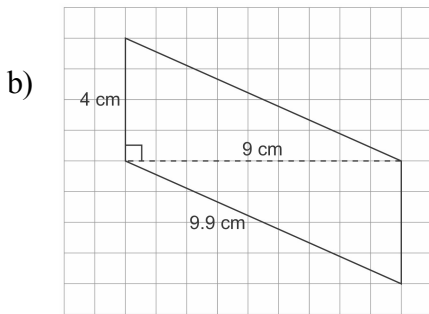
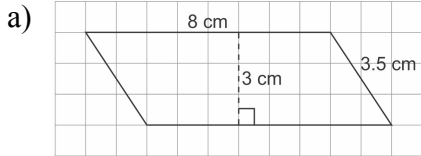


Master 6.17

Extra Practice 1

Section 6.1: Area of a Parallelogram

1. Calculate the area of each parallelogram.



2. The base of a parallelogram is 25 m. What is the height of the parallelogram for each area?

- a) 100 m^2 b) 375 m^2 c) 225 m^2 d) 12.5 m^2

3. Draw 3 different parallelograms with base 6.5 cm and height 4.0 cm.

4. On 1-cm grid paper, draw as many different parallelograms as you can with area 24 cm^2 .